

SCOPE: This specification applies to – PSBXX0D5 – Terminal Block

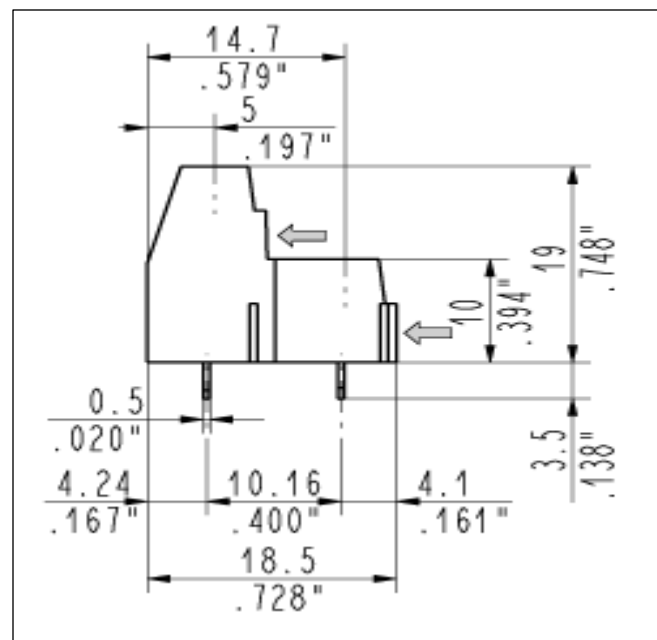

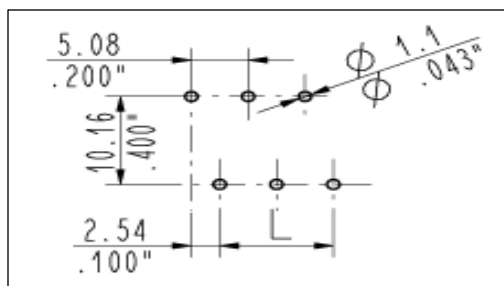
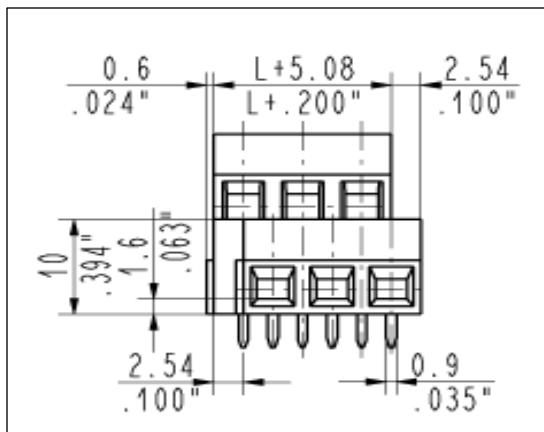
SPECIFICATIONS:

Number of poles: 2 - 12
 Number of Levels: 2
 Side configuration: Modular
 Pitch: 5.08 mm
 Voltage: 300 V
 Current: 13.5 A
 Wire section: 0.05 - 1.5 mm² / 30 – 15 AWG
 Available approvals: UL, VDE, IMQ, CSA

Screw dimensions: M3
 Recommended Tightening torque: 0.5 Nm
 Stripping length: 6.0 mm
 PCB thickness max. 2.4 mm
 PCB hole diameter min. 1.2 mm
 Operating temperature range: -40°C to +105°C
 Contact resistance: <15 mOhm
 Insulation resistance: >1 GOhm

Screw material: Nickel-plated copper alloy
 Terminal contact: Nickel and tin on copper alloy
 Clamp tightening: Nickel-plated copper alloy
 Insulating housing material: PA polyamide
 Color: Green (Standard)

DIMENSIONS:



<p align="center">BlockMaster Confidential and Proprietary</p>	<p align="center">BlockMaster Electronics 1400 Howard Street Elk Grove Village, IL. 60007 Toll Free: 800-595-8881 FAX: 847-956-1690 www.blockmaster.com</p>
<p align="center">All dimensions are in MM unless otherwise specified</p>	
<p align="center">Drawing Number: PSBXX0D5</p>	<p align="center">Terminal Block</p>
<p align="center">Date: 6/11/2017</p>	<p><small>THE INFORMATION DISCLOSED HEREIN WAS ORIGINATED BY AND IS THE PROPERTY OF BLOCKMASTER ELECTRONICS INC. AND EXCEPT FOR USE EXPRESSLY GRANTED TO THE UNITED STATES GOVERNMENT BLOCKMASTER ELECTRONICS INC. RESERVES ALL PATENT PROPRIETARY DESIGN, USE, SALE, MANUFACTURING AND PRODUCTION RIGHTS THERETO. THIS DOES NOT APPLY TO VENDOR.</small></p>